



Glenmore Park

Suburb

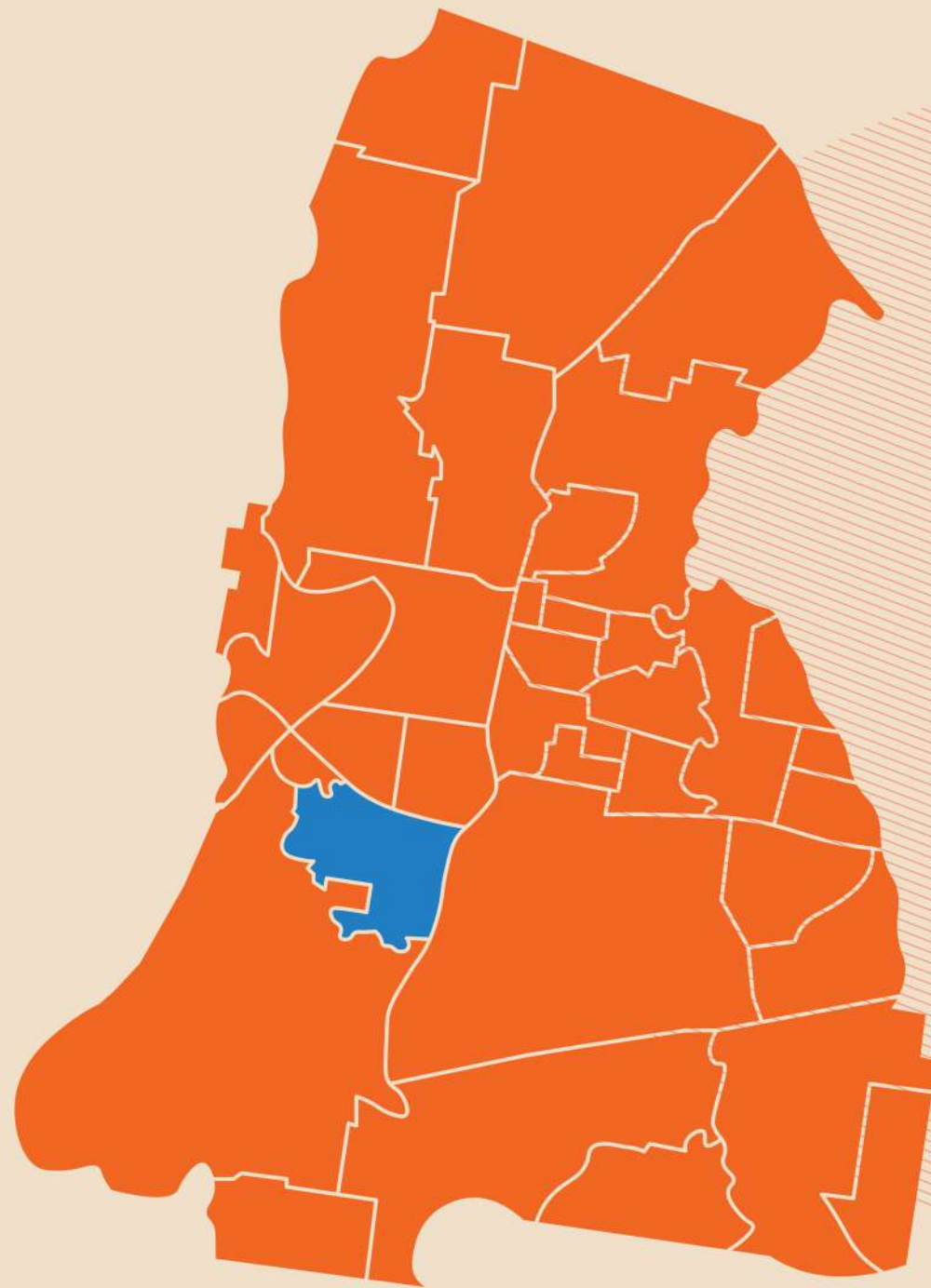


Glenmore park is a recently established residential community that is continuing to grow. It is attractive to families who desire to establish homes and this is reflected in the stability and strong social network amongst those who call Glenmore Park home.

Currently, in Glenmore Park many people live in separate houses that are owned outright or with a mortgage.

Residents of Glenmore Park tend to enjoy a high level of health and wellbeing, and have relatively low unemployment rates.

Increasingly, a high percentage of Glenmore Park residents hold university qualifications, highlighting the emphasis on education within the community.



**Who
we are**

We are growing

Since 2016,
Glenmore Park
has grown
by 9%.




2016 23,004

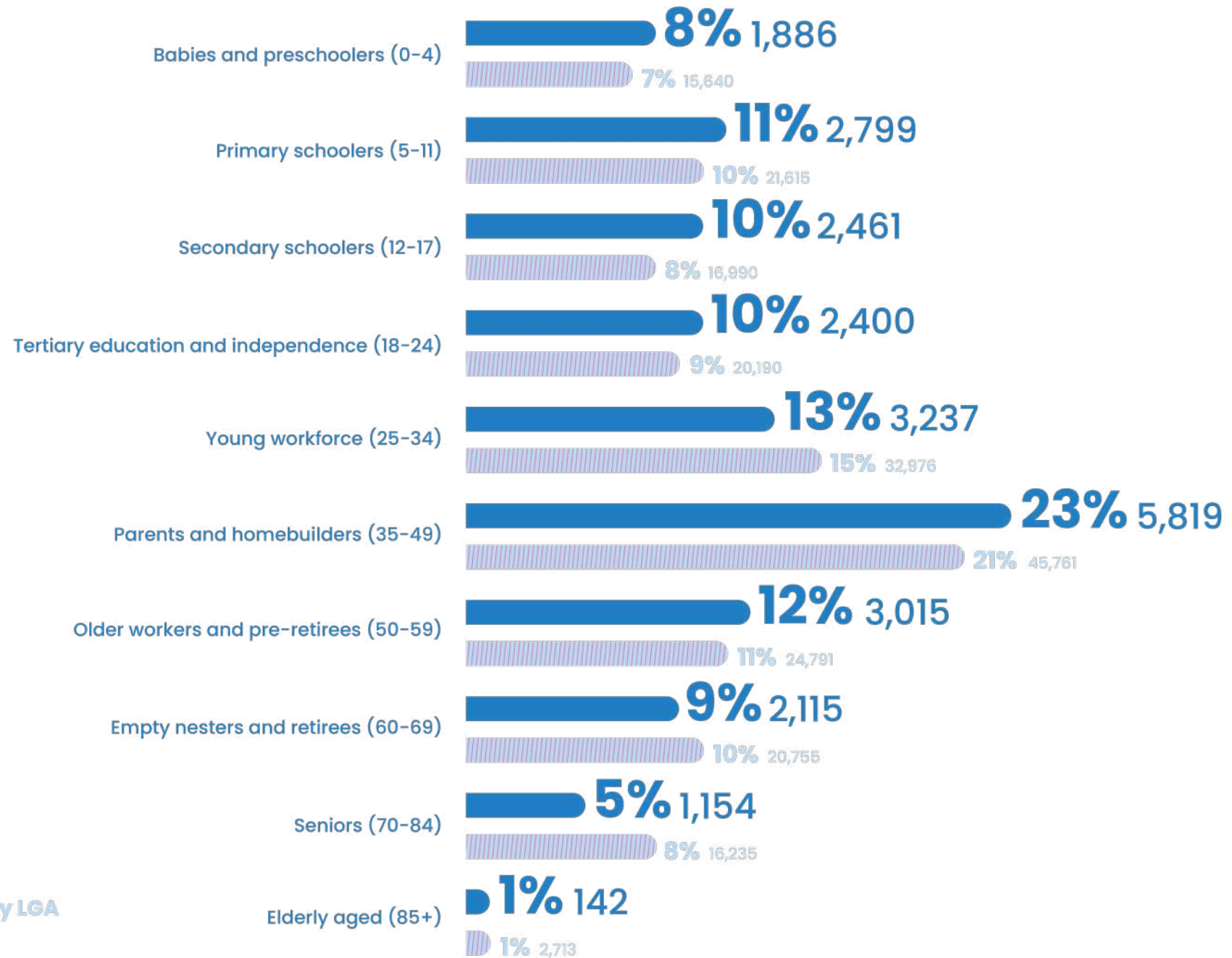
2021 25,192



The median age of those living in Glenmore Park is 34, compared to the median age of 35 in the wider Penrith City LGA.



● Glenmore Park ● Penrith City LGA



Households

Glenmore Park is family orientated, with **63%** of households living as families. There are significantly fewer people living alone in Glenmore Park (12%), than in the whole of Penrith City LGA (20%).

- Glenmore Park
- Penrith City LGA

Couples with children **50%** 3,996
35%

Couples without children **21%** 1,689
21%

One parent families **13%** 1,031
14%

Lone Person **12%** 921
20%



Diversity

3.7%

of Glenmore Park's population are Aboriginal and/or Torres Strait Islander, similar to the wider Penrith City LGA (5%).



In Glenmore Park,

21%

of people were born outside of Australia, compared with 23% in Penrith City LGA.

Top three countries of birth in Glenmore Park:



3.6%
India

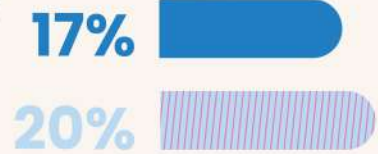


3.6%
United Kingdom



1.9%
Philippines

Languages



17% speak a language other than English at home, compared to 20% of the wider Penrith City LGA population.

● Glenmore Park ● Penrith City LGA

In Glenmore Park, the top three languages other than English are:

1.4% Filipino/Tagalog

2.5% Punjabi

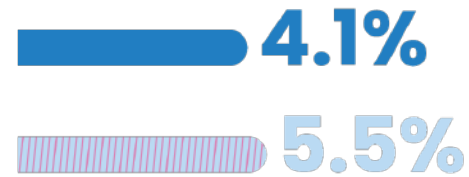
1.4% Arabic




Health

There are over 12,000 people in the Penrith City LGA who need help in their day-to-day lives due to disability. A significant proportion of the community live with at least one long-term health condition.


Glenmore Park residents in need of assistance due to disability



Glenmore Park residents with at least one long-term health condition



● Glenmore Park ● Penrith City LGA



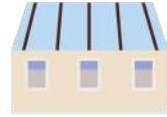


How we live

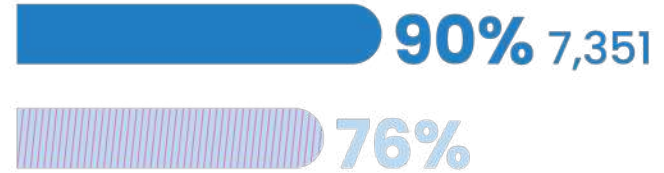
Housing

A smaller proportion of residents live in medium and high density houses than the wider Penrith City LGA.

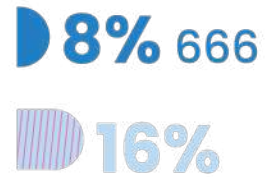
● Glenmore Park ● Penrith City LGA



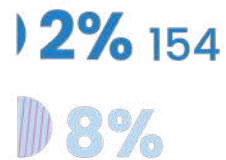
Separate house



Medium density



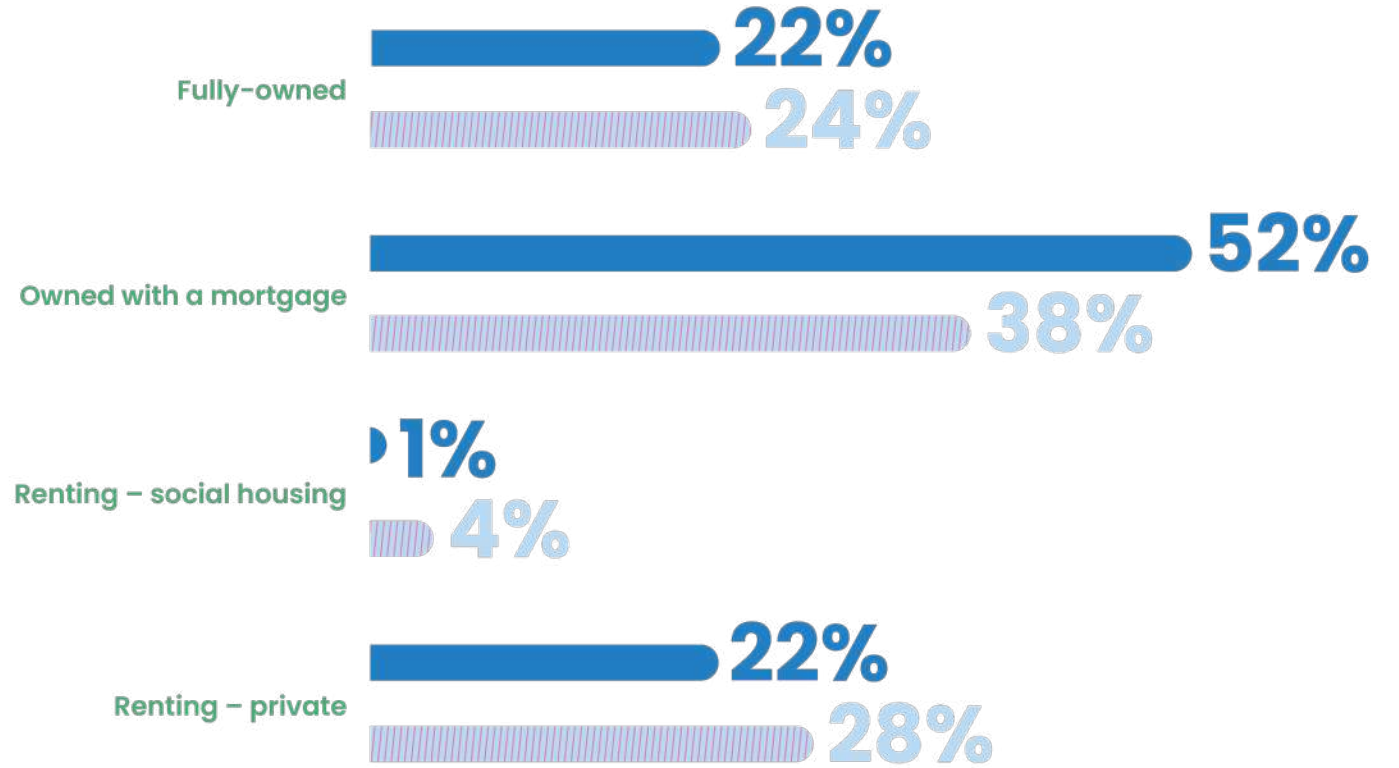
High density



Housing

A higher proportion of Glenmore Park residents own their own homes outright or with a mortgage than the broader Penrith City LGA.

● Glenmore Park ● Penrith City LGA



Housing stress

Many people have mortgage and rental payments that exceed 30% of their income, an indicator of housing stress.






**What
we do**

More people than ever are completing Year 12 and getting a university degree.

Education


Completed Year 12 (or equivalent)

Glenmore Park



Obtained a university qualification

Glenmore Park



Employment and Income

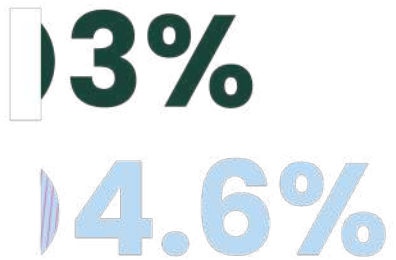


The median household income is **\$2,526**, significantly higher than that of the wider Penrith City LGA, **\$1,866**.

Employed



Unemployed



Employment

The top three industries are:

1

13%

Healthcare
and social
assistance



2

11%
Construction



3

7%
Education
and
training



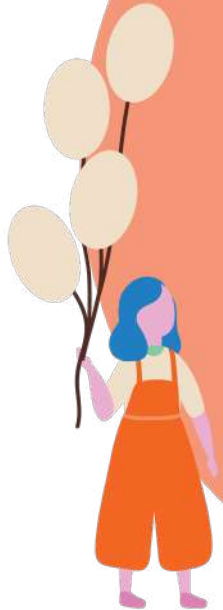
**Glenmore Park
is transforming.**



**Many of us live in separate
houses, owned outright or
with a mortgage.**



**We are young and
family orientated.**



**We are growing our
knowledge and skills.**



More information

This community profile is part of a suite of resources. See Penrith City Council's [Community Profile](#) for more resources like this.

Note: Much of the content of this report has been sourced from .id – informed decisions. Some of the .id sourced content is a derivative of Australian Bureau of Statistics (ABS) data.

Note: Unless otherwise stated, data from 2021.